



# ***User Guide***

**WELCOME**

Welcome to the SHAKTI S.T.E.A.M. Academy Training Guide. You are now apart of a large network of individuals committed to developing the Whole Child in every student!

The following pages are designed to help you learn how to navigate the SHAKTI S.T.E.A.M. Academy. We've also provided a brief overview about our S.T.E.A.M. Curriculum.

**Table of Contents**

About SHAKTI S.T.E.A.M. Academy.....	3
Overview	
Digital Badges	
About the SHAKTI Curriculum	
SHAKTI S.T.E.A.M. Academy At-A-Glance.....	5
Navigating the SHAKTI S.T.E.A.M. Site.....	6
Let's Begin	
Home Page Navigation	
Getting Started	
New User Login	
Entering Super Hero Information	
Error Message	
Login as Existing Member	
Earning S.T.E.A.M. Badges	
Closing.....	12

## About SHAKTI S.T.E.A.M. Academy

### Overview

This online learning environment was designed for teachers and students to use: 1) During the regular school year in classroom settings, 2) During out-of-school time, and / or 3) During the summer months. Our S.T.E.A.M. Academy is connected to the foundational skill-sets of the Common Core State Standards (CCSS). It is designed so student learning is layered via stages embedded within each of the FIVE badges: **Science, Technology, Engineering, Art, and Math**. Once students successfully complete all five of the S.T.E.A.M. badges, they are rewarded with the SWs S.T.E.A.M. badge, shown above!



### SHAKTI S.T.E.A.M “Digital Badges”

Earning a badge is easy. To begin, students will need to “log on” to the SHAKTI S.T.E.A.M. Academy ([www.shaktiwarriors.com](http://www.shaktiwarriors.com)). (Directions for logging on are outlined below).

Curriculum Content. To earn each badge, a student will be required to complete approximately 5 steps, or “Quests” per badge. Each step embedded in the Quests will direct students through a series of online content related to that subject matter (IE: Technology). For example, step one (or Quest one) might consist of students watching a video about a famous technologist; Quest two might be a video or article about the technologies of the future, etc.

Each of the five Quests within each badge is designed to take students on a virtual journey.. When they finish, they will choose one of two projects to complete. Projects range from building a four-wheel balloon cart to sketching an automobile design to designing a STEM spinner plane.

Evidence of Learning. To show evidence of their learning, students are required to submit a piece of writing (via the SHAKTI S.T.E.A.M. website) consisting of a summary of their experiences, the steps they took to complete their project, and the results. The middle school-age students are also required to upload a picture of their project with the writing piece. (Elementary-age students also have this option, but it is not a requirement for badge completion.) This writing is reviewed and approved by the SHAKTI Warriors educational staff.

Badge Duration. Each badge will take a student an average of 1.5 hours to complete; this timeframe includes the time allocated for them to complete their project. This information is detailed below with images from the SHAKTI S.T.E.A.M. Academy website.

## THE SHAKTI CURRICULUM

The SHAKTI Warriors program is a holistically integrated curriculum designed to focus on 'Whole Child' development. Our curriculum is divided into two primary areas:

1. **Social and Emotional Learning** (SEL) This Character Education curriculum is referred to as our **SHAKTI “Warriors” Academy**.



2. **Academic Learning**  
This curriculum is embedded both within our Character Education program, SHAKTI “Warriors” Academy, as well as our **SHAKTI “S.T.E.A.M.” Academy**.




**Note:** Many of you are already familiar with the SHAKTI Warriors Academy and are currently using it within your classrooms.

For more comprehensive information about our SHAKTI Warriors Academy Curriculum please visit: [www.swheroes.com](http://www.swheroes.com)

## SHAKTI S.T.E.A.M. Academy At A Glance

### How it Works

- Self-paced
- Student centered
- Approximately 1.5 hours per badge
- Scaffolded online learning
- Connected to the foundational skill-sets for CCSS
- Hands-on (experiential) curriculum
- Real-world examples of subject matter



### How / When to Use the Site

- As part of your standard lesson planning or as a supplemental curriculum
- During In-school or Out-of-School Time
- When your kids start saying "I'm bored!"
- On a rainy day
- When you want to engage students in digital learning
- For project-based / active learning
- To engage students about careers in each of the S.T.E.A.M. subject areas (College and Career Readiness)

## Navigating the SHAKTI S.T.E.A.M. Site

### Let's Begin

Direct your students to visit our website at [www.shaktiwarriors.com](http://www.shaktiwarriors.com). Some of you and your students have already been using, and are familiar with, our SHAKTI WARRIORS Academy. However, from June 2014 thru August 2014, our SHAKTI WARRIORS Academy will be replaced with our SHAKTI S.T.E.A.M. Academy to support the Summer of Learning!

**Note:** For those of you with students still continuing to use the SHAKTI Warriors Academy, they can continue to do so by clicking on the "Warrior Icon" on the upper left hand corner of the SHAKTI S.T.E.A.M. Academy website.



### Home Page Navigation

There are a lot of fun things to see on our home page.









This is a picture of our SHAKTI Warriors with elementary and middle school-age children engaging in various activities on a summer beach day with a cityscape in the background.

Scrolling down, the FIVE S.T.E.A.M. badges are displayed, which the students will be earning as well as the coveted SHAKTI S.T.E.A.M. Warrior badge they will receive if they complete the Quests embedded in each of the other FIVE badges!

Farther down the page, we introduce our SHAKTI Warriors as REAL World Warriors; each of them hold college degrees and successful careers. We provide salary ranges for each of these careers as well as a means of both teaching and enticing students about S.T.E.A.M. professions they can work toward in school and college!

**MEET THE SHAKTI WARRIORS**

SHAKTI and her Warriors are "REAL, WORLD" heroes committed to protecting the Earth from CHAGS and his minions. But did you also know they have S.T.E.A.M. careers? Check them out!

 <b>SHAKTI</b> CAREER: NURSE	 <b>SOLAN</b> CAREER: ENGINEER	 <b>VIBRATO</b> CAREER: PRODUCER	 <b>CHUNE</b> CAREER: ECOLOGIST	 <b>MAYE</b> CAREER: VETERINARIAN	 <b>ECHO</b> CAREER: APP DEVELOPER
<b>SCIENCE</b> \$82,000-\$92,000	<b>ENGINEERING</b> \$77,000-\$149,000*	<b>ARTS</b> \$45,000-\$110,000	<b>SCIENCE</b> \$97,000-\$107,000	<b>SCIENCE</b> \$79,000-\$104,000	<b>TECHNOLOGY</b> \$89,000-\$109,000

**BECOME A WARRIOR >**

Visit: [www.shaktiwarriors.com](http://www.shaktiwarriors.com) to get started!

Copyright Healthy Heroes LLC 2015 Return to SHAKTI Warriors

**Teacher Tip:** Take some time to ask students if they are surprised or not about these salary ranges in each S.T.E.A.M. area. You could also discuss with students the skills and college degrees required to achieve careers in each of these S.T.E.A.M. categories as well.




## Getting Started

To get started there will be two options:

1. **Current user.** Those students / users who have previously joined the SHAKTI Warrior Academy and have an existing username / password.
2. **New User.** Those students / users who have not yet joined the SHAKTI Warriors site and do not have a username/password.

To enter the SHAKTI S.T.E.A.M. Academy, students will need to either click on 'Join Now' (new user) or 'Logon Now' (existing user) from the home page.



## New User Login

**Step 1.** By clicking on the 'Join Now' button from the home page, students will be taken to the following pages. They will be required to enter:

FIRST NAME  
STATE, CITY  
YEAR they were born  
BOY or GIRL  
ETHNICITY

**Note:** Birth year helps the site to determine appropriate curriculum: Elementary or Middle School.

A screenshot of a web registration form titled "YOUR SECRET IDENTITY". The form is set against a dark background with orange and yellow accents. It includes several input fields: "FIRST NAME" (containing "JOEY"), "STATE" (containing "CALIFORNIA"), "YEAR BORN" (containing "1998"), "BOY OR GIRL" (containing "BOY"), and "ETHNICITY" (containing "AFRICAN-AMERICAN"). A "CONTINUE TO SUPER HERO" button is located at the bottom of the form. The page also features a "SHAKTI S.T.E.A.M." logo in the top left and "LOGIN NOW" and "JOIN NOW" buttons in the top right.

*Note: Our site is COPPA Compliant – and we never collect any personally identifiable information about our users.*

## Entering SUPER HERO Information

**Step 2.** From there students will be prompted to enter their Super Hero information. This is a big deal! Work with your students to come up with names that "light them up", a name that calls them powerfully into the world and something that brings out their unique talent or expressions.

Students sometimes find this challenging, so ask them questions such as:

- What do they like to do for fun?
- What are their hobbies or favorite sport?
- What are some of the 'moves' in that sport? (IE: "jump shot", "the Dunk", "Slam").
- What are they passionate about? (IE: animals, cars, technology, etc.).

**Note:** At the bottom of the SHAKTI S.T.E.A.M. home page there is a downloadable HERO Creation PDF file that will assist you in helping your students come up with their SUPER HERO identity.



Be creative with them. It's ok to come up with names that are not real words or a combination of words that are not normally mixed together.



They will need to provide the following information:

Super Hero Name  
Password  
Confirm Password  
Mentor (select one of the Warriors)

<http://test.ashland.k12.or.us/learningpages/310> (1/1/2014 10:52:41 GMT-05:00 CDT)

## Error Message

If the student selects a name that is already in use by someone else they will be given the following error message. Simply have the student add a qualifier on the end. For example, *Dark Horse* becomes *Dark Horse7*, or *Amberlight* becomes *Amberlight16*.


<http://test.ashland.k12.or.us/learningpages/310> (1/1/2014 10:54:52 GMT-05:00 CDT)

**IMPORTANT:** Encourage your students to **WRITE DOWN** their **SUPER HERO** Name and **PASSWORD**. They will not be able to retrieve this if they forget. Their **SUPER HERO** name and **PASSWORD** will be how they logon to the site going forward.



## Login as Existing User

If the student has an existing user name and password simply have them click on 'LOGON NOW' to enter the site and provide their previously created username and password.



## Earning S.T.E.A.M. Badges. (IE: PROGRESS PAGE)

When students first enter their PROGRESS PAGE, they will notice that all five of their digital badges are "grayed-out" – indicating that the badges have not yet been earned. Once earned, the badges will appear "lit up".

Each badge has a series of steps or "Quests" that students must complete. The content for each Quest is connected to the foundational skill-sets in the CCSS. Students might begin by watching a video about Thomas Edison, then progress to a YouTube video about olive oil pressing, and then a video about a present-day famous scientist or even a teenager famous for developing successful software apps.

And each badge culminates with the students choosing one of two projects offered to show evidence of learning.



Examples of these projects for Science might include the choice between 'Ghost Bubbles' to 'Leprechaun Snot' or creating a cardboard Kaleidoscope.



Once they've completed their project, both elementary and middle school-age students are required to submit a piece of writing consisting of a summary of their experiences, the steps they took to complete their project, and the results. The middle school-age students are also required to upload a picture of their project with the writing piece. Elementary-age students also have this option, but it is not a requirement for badge completion. Each badge, including the project completion, will take student an average of 1.5 hours to

complete.

As the students progress through the Quests, their PROGRESS PAGE will colorfully show their progress.

**Note:** Two badges are lit up on the % Complete page indicating that the student has successfully earned the Science and the Technology badges.



## Closing



**Completion.** Once students complete each Quest embedded within each of the five badges, they will receive the SHAKTI S.T.E.A.M. Academy badge and their homepage will light up with a '100% Complete' image.

The SHAKTI S.T.E.A.M. Academy was designed to support student learning throughout the summertime, and / or during the school year as a part of the standard curriculum or as supplemental curriculum for teachers. The curriculum is comprehensive and already embedded with quality multi-media scenarios to expose students to real-world projects and experts in each of the S.T.E.A.M. categories. This is a value-added tool for teachers because it supports student learning, including digital learning, it is efficient, and saves teachers time with lesson planning.

**Back to School Next Year.** Students who return to school in the fall sharing their positive experiences with the S.T.E.A.M. Academy, will also LOVE our SHAKTI Warriors Academy. Remember, our SHAKTI Warriors Academy is an innovative, holistically integrated, WHOLE Child curriculum focused on Social and Emotional Learning and Healthy Lifestyle Literacy. Our curriculum is aligned to both the CCSS and SEL (Social Emotional Learning) standards. In our SHAKTI Warriors Academy, students will engage in an online world of reading, investigations, point tracking, and avatar design. Teachers will be provided a set of 'hand-on learning tools' (aka 'the SHAKTI backpack') consisting of experiential (hands-on) lessons, board game activities, reading comic books, and so much more.

For more information about the SHAKTI Curriculum please visit:  
[www.swheroes.com](http://www.swheroes.com)